

BYOD 2023

Years 8 into 9 Information Session

BYOD@wellingtonpointshs.eq.edu.au



Benefits of learning with a digital device

- * 21st century learning skills
- * Industry & employment require digital skills
- * Enhances learning opportunities
- * Increases student engagement
- * Allows 24/7 access to learning resources

Transition to laptops

iPad		Laptop			
Year 7	Year 8	Year 9	Year 10	Year 11	Year 12

Why laptops?

- * Larger keyboard for typing
- * Suited to Year 9 /10 classwork & assessment
- * Greater storage capacity
- * Compatibility with school network
- * Ability to use specialist programs
- * Aligns with university / workplace expectations

Device requirements

BYOD laptops must:

- Be able to access the internet
- Run Microsoft Office suite
- Have physical storage

Specialist subjects:

Subjects requiring specialist software will be timetabled in computer labs – i.e. Arts, IT, Graphics (Adobe, Inventor, etc.)

Minimum specifications

CPU	Intel Core i3 or AMD Ryzen 3
RAM	8 GB minimum
HDD	Solid State Drive (not eMMC)
Network	Built in Dual Band Wi-Fi - Dongle not recommended
Screen Size	12" minimum display size
Battery Life	5 hour minimum battery life
Operating System	Windows 10 and newer MacOS 11 (Big Sur)

Expectations

Students :

- * Take care of their own device
- * Be cyber safe
- * Bring the device to school everyday - charged
- * Used for school work only while at school
- * Only bring appropriate files/media/content to school
- * Only access the internet through the school network


Responsibilities

Of the School	Caregivers	Of the Student
<ul style="list-style-type: none">• Provide suitable school Wi-Fi connection and filtering system• Provide a blended educational environment• Model safe device and internet practices• Provide access to printer services	<ul style="list-style-type: none">• Provide a suitable device• Maintenance of device• Install and update applications• Appropriate insurance and warranty	<ul style="list-style-type: none">• Bring device fully charged each day to school• Show respect for other devices, work and privacy• Access technology as a responsible user

Resources for Learning

Student Homepage

<https://gedu.sharepoint.com/sites/2178/Student/>

 **WPSHS Student Intranet**

Home + New Page details Analytics

Notices

- Student Notices
- HEALTH SERVICES
- Student Curriculum
- Cognitive Verbs
- Digital Resources
- IT Support
- Read Cloud Login
- Sport
- Year 12 Retreat Day
- Year 11 2022
- Recycle bin
- Edit

Utilities

- WebPrint - Papercut
- Change password
- Turnitin
- ID Web
- OneSchool

Learning

- ReadCloud
- Campion Textbooks
- Mighty Minds
- eLearn
- Library Oliver
- Learning Place
- OnGuard

Downloads

- Download Office for free ...
- BYOx Drive & Printer

Resources for Learning

OneSchool

oslp.eq.edu.au

The screenshot shows the OneSchool website interface. At the top left is the Queensland Government logo. The main header features the 'OneSchool' logo and a colorful graphic of silhouettes and swirls. Navigation links for 'Home' and 'Sign Out' are in the top right, along with 'Copyright | Disclaimer | Acceptable Use | Privacy'. A secondary navigation bar includes 'My Education Plan' and 'Help'. The main content area displays a 'Welcome' message, a green success message 'Sign on success.', and a dropdown menu for 'Available Reports/Letters...' containing 'Student Timetable - Weekly', 'SET Plan', and 'Student Course Planner'. User information 'EQ ID 87627972695 Name Ariana Daniela Year Level 09 LUI 6408415005' is shown in the top right of the main area. The background has a light blue and white wavy pattern.

Queensland Government

OneSchool

Home | Sign Out

Copyright | Disclaimer | Acceptable Use | Privacy

My Education Plan Help

Welcome

EQ ID 87627972695 Name Ariana Daniela Year Level 09 LUI 6408415005

✔ Sign on success.

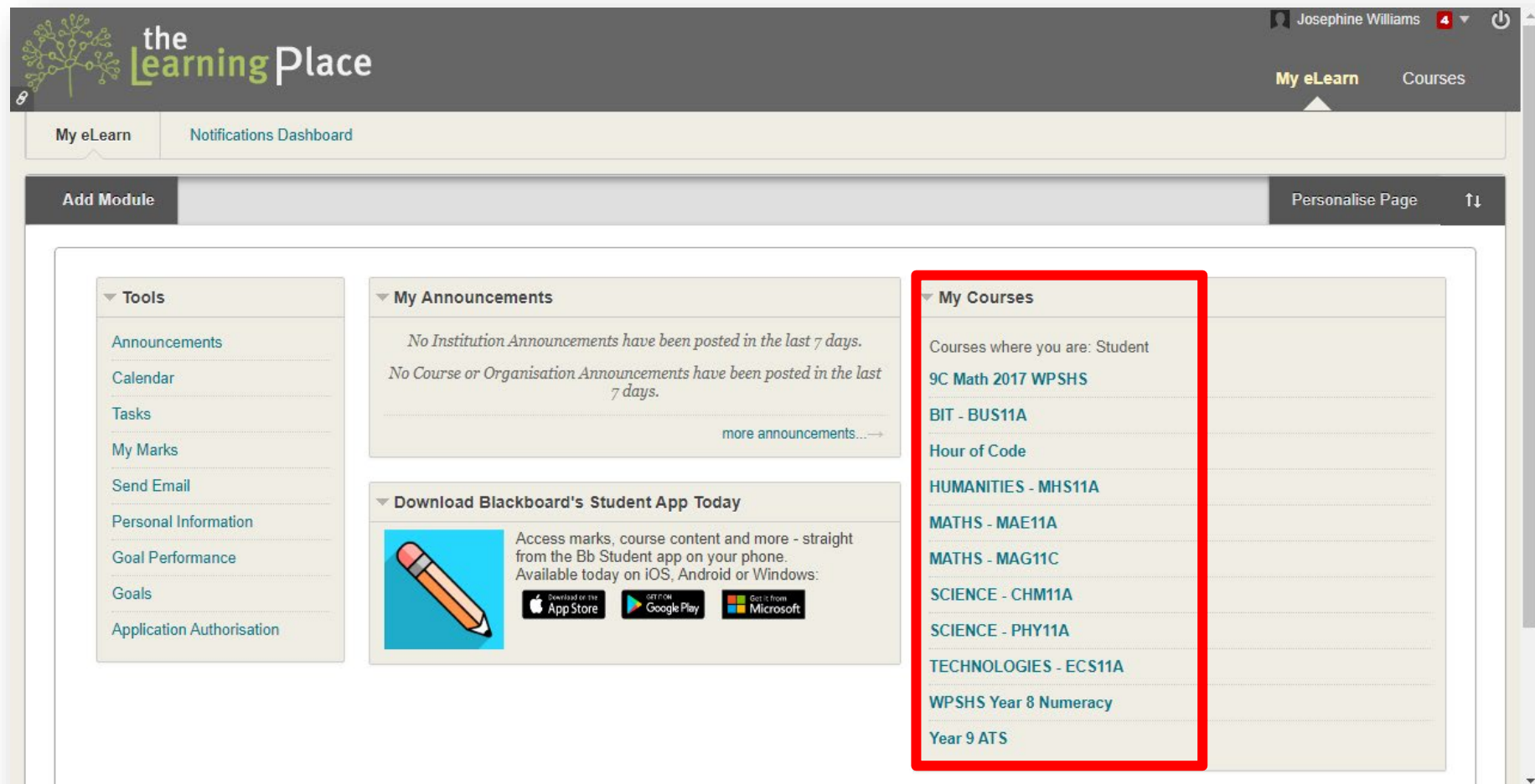
Available Reports/Letters...

- Student Timetable - Weekly
- SET Plan
- Student Course Planner

Resources for Learning

eLearn / BlackBoard

elearn.eq.edu.au



The screenshot displays the Blackboard eLearn interface. At the top, the logo for 'the LearningPlace' is visible on the left, and the user's name 'Josephine Williams' with a notification icon (4) and a power button is on the right. Below the logo, there are tabs for 'My eLearn' and 'Notifications Dashboard'. A navigation bar contains 'Add Module' and 'Personalise Page' with an up/down arrow. The main content area is divided into three columns. The left column, titled 'Tools', lists various utility links. The middle column, 'My Announcements', shows no recent announcements. The right column, 'My Courses', is highlighted with a red border and lists the user's enrolled courses. The courses listed are: 9C Math 2017 WPSHS, BIT - BUS11A, Hour of Code, HUMANITIES - MHS11A, MATHS - MAE11A, MATHS - MAG11C, SCIENCE - CHM11A, SCIENCE - PHY11A, TECHNOLOGIES - ECS11A, WPSHS Year 8 Numeracy, and Year 9 ATS.

Tools





- Announcements
- Calendar
- Tasks
- My Marks
- Send Email
- Personal Information
- Goal Performance
- Goals
- Application Authorisation

My Announcements

No Institution Announcements have been posted in the last 7 days.
No Course or Organisation Announcements have been posted in the last 7 days.
[more announcements...→](#)

Download Blackboard's Student App Today

Access marks, course content and more - straight from the Bb Student app on your phone. Available today on iOS, Android or Windows:

My Courses

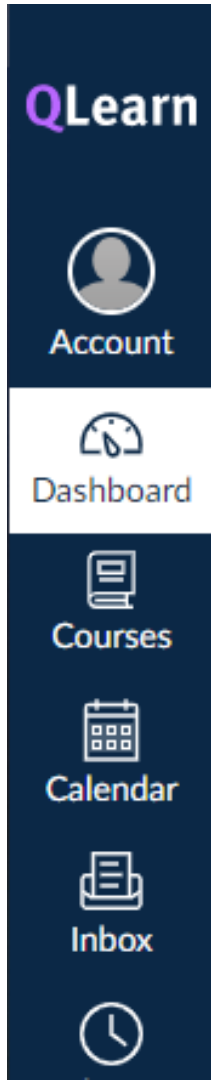
Courses where you are: Student

- 9C Math 2017 WPSHS
- BIT - BUS11A
- Hour of Code
- HUMANITIES - MHS11A
- MATHS - MAE11A
- MATHS - MAG11C
- SCIENCE - CHM11A
- SCIENCE - PHY11A
- TECHNOLOGIES - ECS11A
- WPSHS Year 8 Numeracy
- Year 9 ATS

Resources for Learning: New for 2023

Qlearn

qlearn.eq.edu.au/



Dashboard

Published Courses (5)

QLearn Backpack
Welcome to QLearn

QLearn Backpack 2022
QLearn Backpack
2022

1

This course card features a colorful illustration of a backpack and a purple three-dot menu icon in the top right corner.

QLearn Essentials
Getting started with QLearn

QLearn Essentials 2022
QLearn Essentials
2022

This course card features a green illustration of trees and a pink three-dot menu icon in the top right corner.

QL
Ge

QLea
QLe
2022

This course card is partially visible on the right edge of the dashboard, featuring a green illustration of trees and a pink three-dot menu icon.

Resources - Software and support

* Microsoft Office 365

- All State School students can download multiple copies of the Microsoft Office Suite to their personal devices.

* Microsoft OneDrive

- 1Tb of cloud storage

* Antivirus Software

- Many good antivirus software have free versions – AVG, Avast, Windows Defender
 - Please avoid TrendMicro as there are known issues causing internet not to work while at school.

* IT Services

- Technical support available 8am – 3pm Mon – Fri

Resources - Software and support

Microsoft Office 365

<https://portal.office.com>

Queensland Government Office 365 Search

Good afternoon

Recommended

You edited this 6m ago

Wellington Point STATE HIGH SCHOOL

BYOD 2022
Years 8 & 9 Information Session

You edited this 13m ago

HERMITAGE, Phillip (pher...
Oct 15, 2018

Install Office

Office 365 apps
Includes Outlook, OneDrive for Business, Word, Excel, PowerPoint, and more.

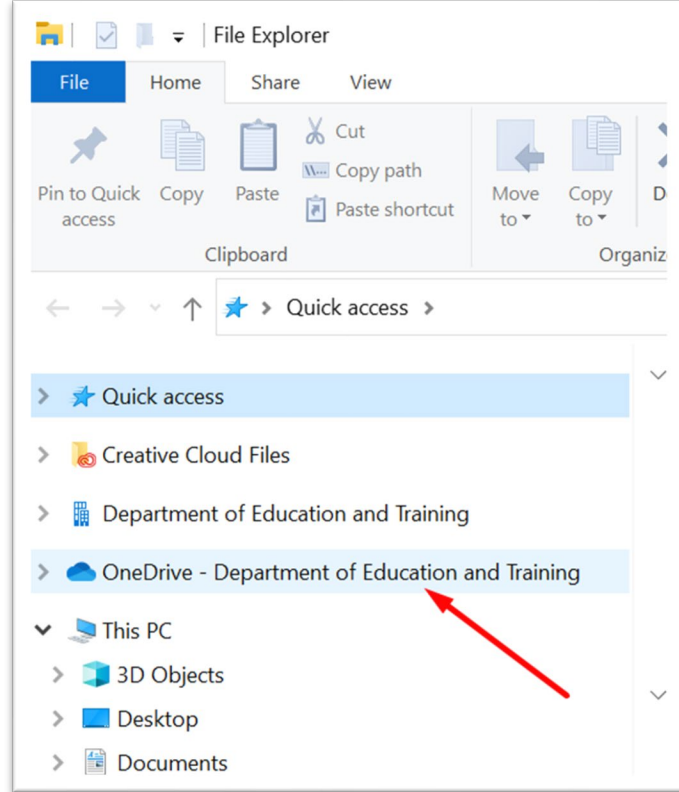
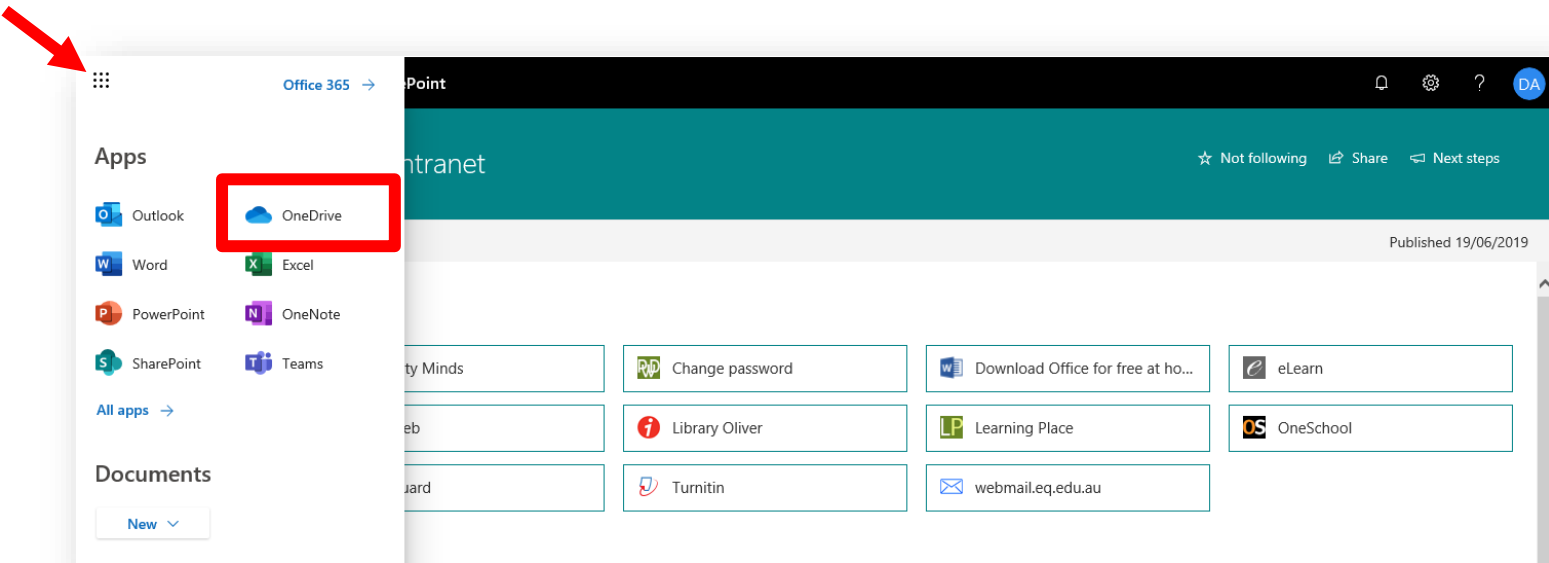
Other install options
Select a different language or install other apps available with your subscription.

22 November 2021

Resources - Software and support

Microsoft OneDrive

Student home page or mis.eq.edu.au



Sign-in to OneDrive on your Device and access cloud storage in a simple and easy way

Resources – Company Portal

Students are to install **Company Portal** and **BYO Mapper** on their devices

This will allow students access to print directly to printers around the school directly from software without the need to use “WebPrint”

Students have increased access to Network Drives both Home Drives and Shared Access.

All Apps Documents Web More

Best match

- Company Portal App

Search the web

- company portal - See web results
- company portal app
- company portal login
- company portal download
- company portal intune
- company portal application
- company portal microsoft
- company portal office 365

company portal

Company Portal

Department of Education QLD

Not connected

Recently published apps [Show all](#)

- Fresh Paint
- BYOx

BYOx Mapper

Devices [Show all](#)

THIS DEVICE

BYOx

Enter your QED network username and password

Domain: GBN

Username: txmit1

Password: ●●●●●●

Connect

Print

General

Select Printer

P2178_Find_me2 on EQGBN2178014

Status: Ready Print to file Preferences

Location: Virtual Queue Find Printer...

Comment: PaperCut Virtual Queue

Page Range

All Selection Current Page Pages: []

Number of copies: 1 Collate

1 1 2 2 3 3

Print Cancel Apply

This PC

Folders (7)

- 3D Objects
- Downloads
- Videos

Devices and drives (3)

- System (C:) 93.5 GB free of 174 GB
- USB Drive (D:) 7.45 GB free of 7.48 GB
- Data (E:) 38.7 GB free of 62.9 GB

Network locations (5)

- Data (\\\10.17.12.1) (G:) 905 GB free of 1.95 TB
- My Documents (\\\EQGBN2178001.gbn.eq.edu.au...) 905 GB free of 1.95 TB
- menu5 (\\\10.17.12.1) (M:) 905 GB free of 1.95 TB
- Submissions (\\\10.17.12.6) (S:) 983 GB free of 1.95 TB
- Curriculum (\\\10.17.12.9\Data) (I:) 350 GB free of 699 GB

Protection - Physical

- * Devices must be kept with students at all times.
- * Secure storage arrangements are available when this is not suitable e.g. Sport
- * Devices should have their device in a 'tough' case.
- * Families are strongly encouraged to have insurance and warranty / accidental damage protection on personal devices.

Protection - Online

- * Students are only permitted to access the internet using the EQ network
- * Students only communicate with staff and students using EQ email
- * All EQ networks, sites and systems are protected, filtered and monitored
- * 3/4/5G must be disabled on all devices
- * Anti-virus software must be installed
- * Students are explicitly taught about cyber safe practices
- * Access to safe sites only at school

Device Options

3 Options

- * Buy a new device of your choosing
- * Use a suitable device that you already own
- * Buy a refurbished laptop from a reputable refurbisher

Reputable Vendors

Computer Alliance

<https://www.computeralliance.com.au/>

Dell

<https://www.dell.com/en-au/shop/lp/student-laptops>

Umart

<https://www.umart.com.au/>

JBHiFi

<https://www.jbhifi.com.au/>

HP


www.hp.com.au/byod

Log in code: QLD

Australian Computer Traders (Refurbished)

www.australiancomputertraders.com.au

BYOD Connection Guide Videos



BYOD OnBoarding – Videos

Windows

<https://mediasite.eq.edu.au/mediasite/Play/715e41cecde3404488298ecca633f6ad1d>

OSX

<https://mediasite.eq.edu.au/mediasite/Play/a7d74c4e9d394f31b73f727a0c1e90fb1d>

iOS

<https://mediasite.eq.edu.au/mediasite/Play/bbe46710d2c24274a0a99cba446a92031d>

BYOD 2023

Years 8 into 9 Information Session

BYOD@wellingtonpointshs.eq.edu.au

